

## Master Endurance Legends

### Mugello Racing Weekend

#### Race 1 (40 Minutes)

**Amended**

### Starting Grid

2:04.025	<b>Matteo PANINI</b>	38	- 7 -	28	2:07.365	<b>Frederi FATIEN</b>
1:59.577	<b>Kari MAKELA</b>	62	- 6 -	31	2:03.326	<b>Jeremy LOISEL</b>
1:55.473	<b>Victor JABOUILLE</b>	1	- 5 -	15	1:59.281	<b>Afschin FATEMI</b>
1:50.866	<b>Craig DAVIES</b>	52	- 4 -	35	1:51.979	<b>Ranieri RANDACCIO</b>
1:44.696	<b>Michae BIRCH</b>	32	- 3 -	111	1:49.182	<b>Filippo FRANCONI</b>
1:43.250	<b>Keith FRIESER</b>	5	- 2 -	99	1:43.444	<b>Jamie CONSTABLE</b>
1:40.077	<b>Christop BOUCHUT</b>	9	- 1 -	23	1:40.250	<b>Yutaka TORIBA</b>

Pole



#### Stewards:

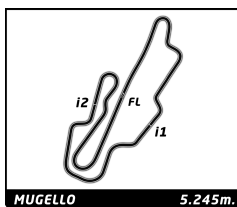
Marc VAN GEEL  
NL022000150

Gianluca NATALONI  
CSAI 338031

Antonia MARMILLATA  
CSAI 371681

#### Timekeeper:

Andrea RAPI



## Master Endurance Legends

### Mugello Racing Weekend

#### Race 1 (40 Minutes)

### Final Classification

No Drivers	Team	Car	Cl.	Laps	Total Time	Gap	Kph	Best Lap		
								Lap	Time	Kph
1	9 C. BOUCHUT	Lotus Enso CLM-P1	G2/P1	20	<b>40:25.279</b>	-	155.7	19	<b>1:41.592</b>	185.9
2	5 K. FRIESER	Zytek 09S	G1/P1	20	<b>40:32.317</b>	+7.038	155.3	20	<b>1:43.467</b>	182.5
3	23 Y. TORIBA / A. BRIGGS	BR 01	G2/P2	20	<b>40:43.557</b>	+18.278	154.5	17	<b>1:42.027</b>	185.1
4	32 M. BIRCH	Ligier JSP217	G2/P2	20	<b>41:15.098</b>	+49.819	152.6	13	<b>1:47.154</b>	176.2
5	111 F. FRANCONI	Lucchini P3-96 Alfa Romeo	Invitation	20	<b>41:47.865</b>	+1:22.586	150.6	14	<b>1:50.157</b>	171.4
6	15 A. FATEMI	Aston Martin Vantage V12 GT3	G2/GT3	19	<b>40:27.263</b>	1 Lap	147.8	18	<b>1:55.130</b>	164.0
7	1 V. JABOUILLE	Chrysler Viper GTS-R GT1	G1/GT1	19	<b>40:27.464</b>	1 Lap	147.8	17	<b>1:54.814</b>	164.5
8	35 R. RANDACCIO	Lucchini CN 09 BMW	Invitation	19	<b>40:51.740</b>	1 Lap	146.3	3	<b>1:55.732</b>	163.2
9	62 K. MAKELA	Aston Martin Vantage V12 GT3	G2/GT3	19	<b>42:03.930</b>	1 Lap	142.1	4	<b>1:56.988</b>	161.4
10	38 M. PANINI / A. PERGREFFI	Marcos Mantini Challenge GT	G1/GT2	17	<b>41:21.584</b>	3 Laps	129.4	3	<b>2:07.662</b>	147.9
<b>Not classified</b>										
	31 J. LOISEL	Mosler MT900R	G1/GT2	7	<b>15:20.803</b>			4	<b>2:04.259</b>	152.0
	52 R. MAYDON / C. DAVIES	Ligier JS P3	G2/P3	6	<b>11:16.494</b>			5	<b>1:50.095</b>	171.5
	99 J. CONSTABLE	Zytek 04S	G1/P1	6	<b>13:22.357</b>			3	<b>1:45.863</b>	178.4
	28 J. LOISEL / F. FATIEN	Lola B12/80	G2/P2	6	<b>13:42.077</b>			2	<b>2:12.383</b>	142.6

<b>Pole Position:</b>	Christop BOUCHUT	<b>1:40.077</b>	188.7 Kph
<b>Fastest Lap:</b>	Lap 19 Christop BOUCHUT	<b>1:41.592</b>	185.9 Kph

CARS 23 - 35 TIME PENALTY 10 SECONDS FOR OVERTAKING UNDER SAFETY CAR PROCEDURE

Published at: .....

Track Status: **DRY**

#### Stewards:

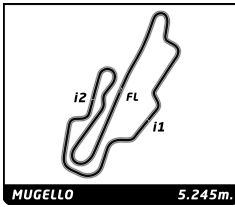
Marc VAN GEEL  
NL022000150

Gianluca NATALONI  
CSAI 338031

Antonia MARMILLATA  
CSAI 371681

#### Timekeeper:

Andrea RAPI



## Master Endurance Legends

### Mugello Racing Weekend

#### Race 1 (40 Minutes)

#### Final Classification by Class

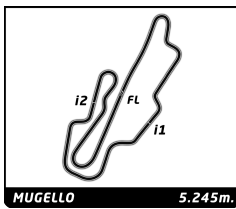
No Drivers	Team	Car	Laps	Total Time	Gap	Kph	Best Lap		
							Lap	Time	Kph
<b>G1/GT1</b>									
1	1 V. JABOUILLE	Chrysler Viper GTS-R GT1	19	<b>40:27.464</b>		147.8	17	<b>1:54.814</b>	164.5
<b>G1/P1</b>									
1	5 K. FRIESER	Zytek 09S	20	<b>40:32.317</b>		155.3	20	<b>1:43.467</b>	182.5
■ <i>Not classified</i>									
	99 J. CONSTABLE	Zytek 04S	6	<b>13:22.357</b>			3	<b>1:45.863</b>	178.4
<b>G2/P1</b>									
1	9 C. BOUCHUT	Lotus Enso CLM-P1	20	<b>40:25.279</b>		155.7	19	<b>1:41.592</b>	185.9
<b>G2/GT3</b>									
1	15 A. FATEMI	Aston Martin Vantage V12 GT3	19	<b>40:27.263</b>		147.8	18	<b>1:55.130</b>	164.0
2	62 K. MAKELA	Aston Martin Vantage V12 GT3	19	<b>42:03.930</b>	+1'36.667	142.1	4	<b>1:56.988</b>	161.4
<b>G2/P2</b>									
1	23 Y. TORIBA / A. BRIGGS	BR 01	20	<b>40:43.557</b>		154.5	17	<b>1:42.027</b>	185.1
2	32 M. BIRCH	Ligier JSP217	20	<b>41:15.098</b>	+31.541	152.6	13	<b>1:47.154</b>	176.2
■ <i>Not classified</i>									
	28 J. LOISEL / F. FATIEN	Lola B12/80	6	<b>13:42.077</b>			2	<b>2:12.383</b>	142.6
<b>G1/GT2</b>									
1	38 M. PANINI / A. PERGREFFI	Marcos Manti Challenge GT	17	<b>41:21.584</b>		129.4	3	<b>2:07.662</b>	147.9
■ <i>Not classified</i>									
	31 J. LOISEL	Mosler MT900R	7	<b>15:20.803</b>			4	<b>2:04.259</b>	152.0
<b>Invitation</b>									
1	111 F. FRANCONI	Lucchini P3-96 Alfa Romeo	20	<b>41:47.865</b>		150.6	14	<b>1:50.157</b>	171.4
2	35 R. RANDACCIO	Lucchini CN 09 BMW	19	<b>40:51.740</b>		1 Lap	3	<b>1:55.732</b>	163.2
<b>G2/P3</b>									
■ <i>Not classified</i>									
	52 R. MAYDON / C. DAVIES	Ligier JS P3	6	<b>11:16.494</b>			5	<b>1:50.095</b>	171.5

CARS 23 - 35 TIME PENALTY 10 SECONDS FOR OVERTAKING UNDER SAFETY CAR PROCEDURE

Published at: .....

Track Status: **DRY**

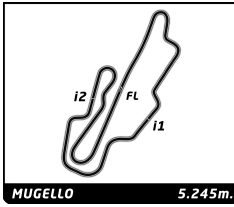
<b>Stewards:</b>			<b>Timekeeper:</b>	
Marc VAN GEEL NL022000150	Gianluca NATALONI CSAI 338031	Antonia MARMILLATA CSAI 371681	Andrea RAPI	



**Master Endurance Legends**  
Mugello Racing Weekend  
Race 1

Lap Chart

		Lap													
No	Pos	Grid	1	2	3	4	5	6	7	8	9	10	11	12	13
9	<b>1</b>	9	9	9	9	9	9	9	9	9	32	32	32	5	5
23	<b>2</b>	23	23	23	23	23	23	23	23	23	5	5	5	32	32
5	<b>3</b>	5	5	5	5	5	5	5	5	5	1	1	1	23	9
99	<b>4</b>	99	99	99	99	99	32	32	32	111	15	15	15	9	23
32	<b>5</b>	32	32	32	32	32	111	111	111	35	111	111	35	111	111
111	<b>6</b>	111	111	111	111	111	52	52	35	1	35	35	23	1	1
52	<b>7</b>	52	52	52	52	99	35	1	15	23	23	111	15	15	
35	<b>8</b>	35	35	35	35	35	1	15	32	9	9	9	35	35	
1	<b>9</b>	1	1	1	1	1	1	15	62	62	62	62	62	62	62
15	<b>10</b>	15	15	15	15	15	15	62	31	38	38	38	38	38	
62	<b>11</b>	62	62	62	62	62	62	31	38						
31	<b>12</b>	31	31	31	31	31	31	99							
38	<b>13</b>	38	38	38	38	38	38	38							
28	<b>14</b>	28	28	28	28	28	28	28							



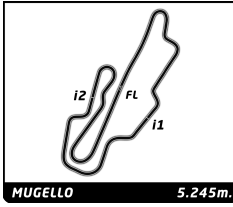
## Master Endurance Legends

### Mugello Racing Weekend

#### Race 1

#### Best Sector Times

Sector 1		Sector 2		Sector 3		No Team	Class	Ideal Lap	Best Lap		
No Driver	Time	No Driver	Time	No Driver	Time						
1	23 Y.TORIBA	34.991	9 C.BOUCHUT	30.554	9 C.BOUCHUT	35.566	1	9	G2/P1	1:41.187	1:41.592 (1)
2	9 C.BOUCHUT	35.067	23 A.BRIGGS	30.842	5 K.FRIESER	36.048	2	23	G2/P2	1:41.913	1:42.027 (2)
3	5 K.FRIESER	35.510	5 K.FRIESER	31.716	23 A.BRIGGS	36.080	3	5	G1/P1	1:43.274	1:43.467 (3)
4	99 J.CONSTABLE	36.214	99 J.CONSTABLE	32.476	99 J.CONSTABLE	36.885	4	99	G1/P1	1:45.575	1:45.863 (4)
5	32 M.BIRCH	36.851	32 M.BIRCH	32.793	32 M.BIRCH	37.356	5	32	G2/P2	1:47.000	1:47.154 (5)
6	111 F.FRANCIONI	37.899	111 F.FRANCIONI	33.035	52 C.DAVIES	38.735	6	111	Invitation	1:50.020	1:50.157 (7)
7	52 C.DAVIES	38.130	52 C.DAVIES	33.230	111 F.FRANCIONI	39.086	7	52	G2/P3	1:50.095	1:50.095 (6)
8	1 V.JABOUILLE	39.007	35 R.RANDACCIO	35.576	15 A.FATEMI	39.805	8	1	G1/GT3	1:54.800	1:54.814 (8)
9	15 A.FATEMI	39.128	1 V.JABOUILLE	35.916	1 V.JABOUILLE	39.877	9	15	G2/GT3	1:54.949	1:55.130 (9)
10	35 R.RANDACCIO	39.189	15 A.FATEMI	36.016	35 R.RANDACCIO	40.353	10	35	Invitation	1:55.118	1:55.732 (10)
11	62 K.MAKELA	40.279	62 K.MAKELA	36.128	62 K.MAKELA	40.483	11	62	G2/GT3	1:56.890	1:56.988 (11)
12	31 J.LOISEL	41.571	31 J.LOISEL	39.101	31 J.LOISEL	43.528	12	31	G1/GT2	2:04.200	2:04.259 (12)
13	38 M.PANINI	43.449	38 M.PANINI	39.227	38 M.PANINI	44.946	13	38	G1/GT2	2:07.622	2:07.662 (13)
14	28 F.FATIEN	43.458	28 F.FATIEN	42.021	28 F.FATIEN	45.309	14	28	G2/P2	2:10.788	2:12.383 (14)



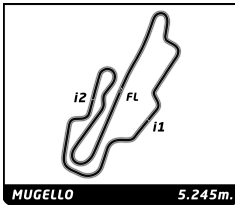
## Master Endurance Legends

### Mugello Racing Weekend

#### Race 1

#### Best Top Speed

Team	Car	Class	Top Speed Driver	Top 1		Top 2		Top 3		Top 4		Top 5		
				Kph	Lap	Kph	Lap	Kph	Lap	Kph	Lap	Kph	Lap	Avg
9	Lotus Enso CLM-P1	G2/P1	C. BOUCHUT	294.6	8	293.8	13	293.8	7	293.8	5	293.0	4	293,8
5	Zytek O9S	G1/P1	K. FRIESER	282.4	7	282.4	3	282.4	2	282.4	8	281.7	6	282,3
99	Zytek O4S	G1/P1	J. CONSTABLE	277.3	4	276.6	3	275.9	2	275.9	5	116.4	6	244,4
23	BR 01	G2/P2	Y. TORIBA	273.9	7	273.2	6	273.2	5	272.5	8	272.5	4	273,1
62	Aston Martin Vantage V12 GT3	G2/GT3	K. MAKELA	271.8	5	270.4	6	270.4	4	269.8	7	269.1	13	270,3
32	Ligier JSP217	G2/P2	M. BIRCH	268.4	13	267.8	7	267.8	6	267.1	3	266.5	5	267,5
1	Chrysler Viper GTS-R GT1	G1/GT3	V. JABOUILLE	263.2	13	262.6	11	262.0	7	262.0	6	262.0	5	262,4
28	Lola B12/80	G2/P2	F. FATIEN	263.2	6	261.3	3	257.6	4	245.4	2	214.4	5	248,4
15	Aston Martin Vantage V12 GT3	G2/GT3	A. FATEMI	260.1	13	260.1	11	260.1	7	260.1	5	258.9	6	259,9
35	Lucchini CN 09 BMW	Invitation	R. RANDACCIO	260.1	13	257.0	5	256.4	7	256.4	4	256.4	3	257,3
52	Ligier JS P3	G2/P3	C. DAVIES	252.3	6	251.7	4	251.1	3	250.5	5	248.8	2	250,9
31	Mosler MT900R	G1/GT2	J. LOISEL	248.2	4	248.2	6	247.1	3	246.5	5	246.0	2	247,2
111	Lucchini P3-96 Alfa Romeo	Invitation	F. FRANCONI	244.3	13	244.3	7	244.3	6	243.2	4	243.2	3	243,9
38	Marcos Mantì Challenge GT	G1/GT2	M. PANINI	226.0	4	225.1	5	225.1	3	224.2	6	223.7	2	224,8



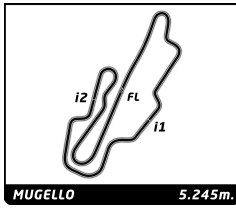
## Master Endurance Legends

### Mugello Racing Weekend

#### Race 1

#### Leader Sequence by Class

No	Team	Car	Start Lap	End Lap	Laps	Total Laps
<b>G1/GT2</b>						
31		Mosler MT900R	1	7	7	7
38		Marcos Manti Challenge GT	8	12	5	5
<b>G1/GT3</b>						
1		Chrysler Viper GTS-R GT1	1	13	13	13
<b>G1/P1</b>						
5		Zytek 09S	1	13	13	13
<b>G2/GT3</b>						
15		Aston Martin Vantage V12 GT3	1	13	13	13
<b>G2/P1</b>						
9		Lotus Enso CLM-P1	1	13	13	13
<b>G2/P2</b>						
23		BR 01	1	8	8	8
32		Ligier JSP217	9	13	5	5
<b>G2/P3</b>						
52		Ligier JS P3	1	6	6	6
<b>Invitation</b>						
111		Lucchini P3-96 Alfa Romeo	1	10	10	10
35		Lucchini CN 09 BMW	11	11	1	1
111		Lucchini P3-96 Alfa Romeo	12	13	2	12



## Master Endurance Legends

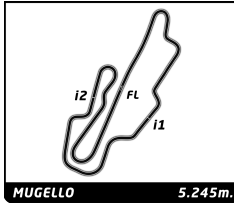
### Mugello Racing Weekend

#### Race 1

#### Fastest Lap Sequence

Elapsed	No Team	Car	Class	Driver	Time	Kph	Lap
3:40.113	9	Lotus Enso CLM-P1	G2/P1	Christop BOUCHUT	<b>1:44.316</b>	181.0	2
5:22.862	9	Lotus Enso CLM-P1	G2/P1	Christop BOUCHUT	<b>1:42.749</b>	183.8	3
7:05.061	9	Lotus Enso CLM-P1	G2/P1	Christop BOUCHUT	<b>1:42.199</b>	184.8	4



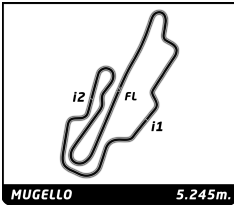


## Master Endurance Legends Mugello Racing Weekend Race 1

### Analysis by lap

Lapped 1

No	Lap Time	Gap	No	Lap Time	Gap	No	Lap Time	Gap	No	Lap Time	Gap	No	Lap Time	Gap						
<b>Lap 1</b>			35	1:56.244	50.572	111	2:11.551	30.817	<b>Lap 13</b>											
9	1:55.797	0.000	1	1:57.870	1:00.768	<span style="background-color: #0056b3; color: white;">38</span>	2:17.786	1 Lap	5	1:43.651		32	1:47.154	6.953	9	1:43.005	9.492			
23	1:56.326	0.529	15	1:56.258	1:02.331	35	2:14.166	1:19.567	23	1:44.147	9.635	99	1:58.618	2.821	1	1:56.350	32.278	15	1:56.292	32.842
5	1:56.845	1.048	62	1:56.988	1:04.937	1	2:15.172	1:21.718	9	1:43.005	9.492	32	2:01.150	5.353	35	1:56.355	33.672	38	2:17.444	1 Lap
99	1:58.618	2.821	31	2:04.259	1:32.392	15	2:15.106	1:22.448	111	1:50.690	25.301	62	2:01.150	5.353	62	2:01.820	1:27.174			
32	2:01.150	5.353	<b>Lap 5</b>			32	3:36.954	1:39.203	1	1:56.350	32.278									
111	2:01.650	5.853	9	1:43.250	62	2:40.659	2:38.635	15	1:56.350	32.278										
52	2:02.328	6.531	23	1:43.599	2.178	<b>Lap 9</b>			35	1:56.292	32.842									
35	2:07.491	11.694	5	1:46.853	14.724	32	2:04.891	35	1:56.355	33.672										
1	2:11.644	15.847	<span style="background-color: #0056b3; color: white;">38</span>	2:31.012	1 Lap	5	4:53.879	1:12.013	<span style="background-color: #0056b3; color: white;">38</span>	2:17.444	1 Lap									
15	2:13.811	18.014	<span style="background-color: #0056b3; color: white;">28</span>	2:18.398	1 Lap	1	3:41.894	1:19.518	62	2:01.820	1:27.174									
62	2:14.203	18.406	32	1:48.157	24.691	15	3:41.924	1:20.278												
31	2:21.322	25.525	111	1:50.255	36.168	<span style="background-color: #0056b3; color: white;">38</span>	4:09.134	1 Lap												
38	2:23.137	27.340	52	1:50.095	36.348	111	4:48.209	1:34.932												
28	2:27.220	31.423	99	2:12.065	40.888	35	4:03.544	1:39.017												
<b>Lap 2</b>			35	1:56.146	1:03.468	23	5:22.096	1:39.566												
9	1:44.316		1	1:57.186	1:14.704	9	5:35.911	1:51.817												
23	1:44.672	0.885	15	1:56.414	1:15.495	62	3:43.728	2:38.269												
5	1:47.048	3.780	62	1:58.175	1:19.862	<b>Lap 10</b>														
99	1:46.472	4.977	<b>Lap 6</b>			32	3:10.147													
32	1:48.265	9.302	9	1:43.542	5	1:59.213	1.079													
111	1:51.358	12.895	23	1:44.174	2.810	1	2:06.750	16.121												
52	1:50.856	13.071	<span style="background-color: #0056b3; color: white;">31</span>	2:06.273	1 Lap	15	2:06.790	16.921												
35	1:56.166	23.544	5	1:47.414	18.596	<span style="background-color: #0056b3; color: white;">38</span>	2:20.879	1 Lap												
1	1:58.884	30.415	32	1:49.568	30.717	111	2:12.885	37.670												
15	1:59.669	33.367	111	1:51.977	44.603	35	2:09.361	38.231												
62	1:59.877	33.967	52	1:51.835	44.641	23	2:09.065	38.484												
31	2:07.023	48.232	<span style="background-color: #0056b3; color: white;">38</span>	2:11.226	1 Lap	9	1:57.592	39.262												
38	2:08.863	51.887	<span style="background-color: #0056b3; color: white;">28</span>	2:15.667	1 Lap	62	2:20.582	1:48.704												
28	2:12.383	59.490	35	1:57.392	1:17.318	<b>Lap 11</b>														
<b>Lap 3</b>			1	1:56.306	1:27.468	32	3:05.514													
9	1:42.749		15	1:56.318	1:28.271	5	3:04.504	0.069												
23	1:43.162	1.298	62	1:59.139	1:35.459	1	2:55.215	5.822												
5	1:46.288	7.319	<b>Lap 7</b>			15	2:55.326	6.733												
99	1:45.863	8.091	9	1:42.555	35	2:35.459	8.176													
32	1:47.753	14.306	23	1:42.727	2.982	23	2:35.267	8.237												
111	1:50.624	20.770	5	1:47.865	23.906	111	2:36.134	8.290												
52	1:50.676	20.998	32	1:50.231	38.393	9	2:34.975	8.723												
35	1:55.732	36.527	<span style="background-color: #0056b3; color: white;">31</span>	2:14.064	1 Lap	<span style="background-color: #0056b3; color: white;">38</span>	2:37.686	1 Lap												
1	1:57.431	45.097	111	1:53.362	55.410	62	2:10.072	53.262												
15	1:57.654	48.272	<span style="background-color: #0056b3; color: white;">99</span>	3:53.158	1 Lap	<b>Lap 12</b>														
62	1:58.930	50.148	<span style="background-color: #0056b3; color: white;">38</span>	2:12.356	1 Lap	5	1:46.009													
31	2:04.849	1:10.332	<span style="background-color: #0056b3; color: white;">28</span>	2:14.893	1 Lap	32	1:49.528	3.450												
38	2:07.662	1:16.800	35	2:06.782	1:41.545	23	1:46.980	9.139												
28	2:13.516	1:30.257	1	1:57.777	1:42.690	9	1:47.493	10.138												
<b>Lap 4</b>			15	1:57.770	1:43.486	111	1:56.050	18.262												
9	1:42.199		62	2:41.216	2:34.120	1	1:59.835	19.579												
23	1:42.730	1.829	<b>Lap 8</b>			15	1:59.546	20.201												
5	1:46.001	11.121	9	2:36.144	35	1:58.870	20.968													
99	1:46.181	12.073	23	2:34.726	1.564	<span style="background-color: #0056b3; color: white;">38</span>	2:14.975	1 Lap												
32	1:47.677	19.784	5	2:14.466	2.228	62	2:01.821	1:09.005												
111	1:50.592	29.163	<span style="background-color: #0056b3; color: white;">31</span>	2:23.013	1 Lap															
52	1:50.704	29.503																		



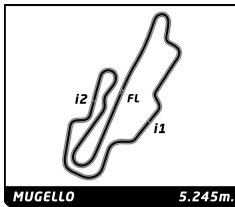
## Master Endurance Legends Mugello Racing Weekend Race 1

### Handicaps Analysis

No	In Time		Out Time		Pit Time	Handicap	Gap	Window	
	Hour	Elapsed	Hour	Elapsed					
<b>1</b>	/ Chrysler Viper GTS-R GT1 <span style="float:right">G1/GT3</span>								
1	11:31:55.276	18:31.592	11:33:21.436	19:57.752	1:26.160 (86.160)	84	2.160	Pit Window	
<b>5</b>	/ Zytec 09S <span style="float:right">G1/P1</span>								
1	11:31:47.575	18:23.891	11:33:13.739	19:50.055	1:26.164 (86.164)	84	2.164	Pit Window	
<b>9</b>	/ Lotus Enso CLM-P1 <span style="float:right">G2/P1</span>								
1	11:31:45.766	18:22.082	11:33:53.502	20:29.818	2:07.736 (127.736)	104	23.736	Pit Window	
<b>15</b>	/ Aston Martin Vantage V12 GT3 <span style="float:right">G2/GT3</span>								
1	11:31:56.798	18:33.114	11:33:22.156	19:58.472	1:25.358 (85.358)	84	1.358	Pit Window	
<b>23</b>	/ BR 01 <span style="float:right">G2/P2</span>								
1	11:31:46.621	18:22.937	11:33:41.355	20:17.671	1:54.734 (114.734)	84	30.734	Pit Window	
<b>32</b>	/ Ligier JSP217 <span style="float:right">G2/P2</span>								
1	11:28:30.073	15:06.389	11:29:56.999	16:33.315	1:26.926 (86.926)	84	2.926	Pit Window	
<b>35</b>	/ Lucchini CN 09 BMW <span style="float:right">Invitation</span>								
1	11:31:54.073	18:30.389	11:33:40.810	20:17.126	1:46.737 (106.737)	84	22.737	Pit Window	
<b>38</b>	/ Marcos Manti Challenge GT <span style="float:right">G1/GT2</span>								
1	11:31:52.326	18:28.642	11:33:28.007	20:04.323	1:35.681 (95.681)	84	11.681	Pit Window	
<b>62</b>	/ Aston Martin Vantage V12 GT3 <span style="float:right">G2/GT3</span>								
1	11:33:08.614	19:44.930	11:34:39.991	21:16.307	1:31.377 (91.377)	84	7.377	Pit Window	
<b>99</b>	/ Zytec 04S <span style="float:right">G1/P1</span>								
1	11:22:30.496	9:06.812	11:22:56.551	9:32.867	26.055 (26.055)				
2	11:25:45.713	12:22.029	11:26:50.155	13:26.471	1:04.442 (64.442)				
<b>111</b>	/ Lucchini P3-96 Alfa Romeo <span style="float:right">Invitation</span>								
1	11:31:51.111	18:27.427	11:33:36.574	20:12.890	1:45.463 (105.463)	84	21.463	Pit Window	

CARS WITHOUT PIT STOPS DURING THE SESSION: 28, 31, 52.

CARS WITHOUT PIT STOPS DURING PIT WINDOW: 28, 31, 52, 99.



# Master Endurance Legends

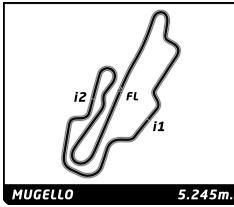
## Mugello Racing Weekend

### Race 1

## Sector Analysis

— Invalidated Lap    ■ Personal Best    ■ Session Best    B Crossing the pit lane

Lap	D	Time	Sector 1	Sector 2	Sector 3	T.Sp	Elapsed	Lap	D	Time	Sector 1	Sector 2	Sector 3	T.Sp	Elapsed	
<b>1</b>	1. Victor JABOUILLE Chrysler Viper GTS-R GT1 G1/GT3							7	1	1:42.555	35.457	30.928	36.170	293.8	12:14.408	
	8	1	2:36.144	35.523	49.069	1:11.552	294.6	14:50.552								
	9	1	5:35.911 B	1:25.508	1:04.255	3:06.148	63.6	20:26.463								
	10	1	1:57.592	45.486	32.974	39.132	167.5	22:24.055								
	11	1	2:34.975	45.632	46.295	1:03.048	195.5	24:59.030								
	12	1	1:47.493	38.881	32.286	36.326	256.4	26:46.523								
	13	1	1:43.005	35.775	31.245	35.985	293.8	28:29.528								
	14	1	1:42.559	35.171	31.822	35.566	293.8	30:12.087								
	15	1	1:41.659	35.067	30.844	35.748	293.8	31:53.746								
	16	1	1:41.943	35.569	30.660	35.714	297.0	33:35.689								
	17	1	1:42.600	35.166	31.465	35.969	294.6	35:18.289								
	18	1	1:42.475	35.183	31.173	36.119	297.0	37:00.764								
	19	1	1:41.592	35.425	30.554	35.613	294.6	38:42.356								
	20	1	1:42.923	35.290	31.354	36.279	295.4	40:25.279								
	<b>5</b>	1. Keith FRIESER Zytek O9S G1/P1							Aston Martin Vantage V12 GT3 G2/GT3							
		1	1	2:13.811	53.368	38.663	41.780	2:13.811								
		2	1	1:59.669	40.820	37.755	41.094	256.4	4:13.480							
		3	1	1:57.654	40.166	37.140	40.348	257.6	6:11.134							
		4	1	1:56.258	39.503	36.556	40.199	258.2	8:07.392							
5		1	1:56.414	39.664	36.432	40.318	260.1	10:03.806								
6		1	1:56.318	40.060	36.016	40.242	258.9	12:00.124								
7		1	1:57.770	39.418	36.876	41.476	260.1	13:57.894								
8		1	2:15.106	46.790	39.201	49.115	193.5	16:13.000								
9		1	3:41.924 B	43.458	38.002	2:20.464	204.0	19:54.924								
10		1	2:06.790	48.516	37.498	40.776	157.6	22:01.714								
11		1	2:55.326	51.145	59.472	1:04.709	260.1	24:57.040								
12		1	1:59.546	40.743	37.634	41.169	247.1	26:56.586								
13		1	1:56.292	39.816	36.312	40.164	260.1	28:52.878								
14		1	1:55.911	39.618	36.160	40.133	261.3	30:48.789								
15		1	1:55.382	39.219	36.138	40.025	261.3	32:44.171								
16		1	1:55.335	39.128	36.237	39.970	260.1	34:39.506								
17		1	1:55.643	39.434	36.210	39.999	260.7	36:35.149								
18		1	1:55.130	39.272	36.053	39.805	260.7	38:30.279								
19	1	1:56.984	39.297	36.388	41.299	260.7	40:27.263									
<b>9</b>	1. Christop BOUCHUT Lotus Enso CLM-P1 G2/P1							BR 01 G2/P2								
	1	1	1:44.421	36.303	31.978	36.140	279.5	30:04.457								
	2	1	1:44.549	35.998	31.950	36.601	281.7	31:49.006								
	3	1	1:44.789	36.188	32.100	36.501	283.1	33:33.795								
	4	1	1:44.358	35.836	32.366	36.156	282.4	35:18.153								
	5	1	1:46.483	37.128	32.662	36.693	282.4	37:04.636								
	6	1	1:44.214	35.927	31.971	36.316	283.9	38:48.850								
	7	1	1:43.467	35.510	31.909	36.048	282.4	40:32.317								
	1	1	1:56.326	45.374	33.459	37.493	1:56.326									
	2	1	1:44.672	36.224	32.044	36.404	272.5	3:40.998								
	3	1	1:43.162	35.463	31.500	36.199	271.8	5:24.160								
	4	1	1:42.730	35.295	31.155	36.280	272.5	7:06.890								
	5	1	1:43.599	35.259	32.216	36.124	273.2	8:50.489								
	6	1	1:44.174	35.231	32.599	36.344	273.2	10:34.663								
	7	1	1:42.727	34.991	31.197	36.539	273.9	12:17.390								
	8	1	2:34.726	35.282	47.151	1:12.293	272.5	14:52.116								
	9	1	5:22.096 B	1:24.689	1:04.012	2:53.395	72.2	20:14.212								
	10	2	2:09.065	48.396	37.025	43.644	160.6	22:23.277								
	11	2	2:35.267	45.667	46.126	1:03.474	197.0	24:58.544								
12	2	1:46.980	38.187	32.210	36.583	257.6	26:45.524									
13	2	1:44.147	36.022	31.518	36.607	271.1	28:29.671									
14	2	1:46.676	35.986	32.206	38.484	273.9	30:16.347									
15	2	1:43.034	35.605	31.151	36.278	273.9	31:59.381									
16	2	1:44.136	35.471	32.450	36.215	273.9	33:43.517									

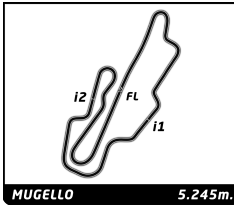


# Master Endurance Legends Mugello Racing Weekend Race 1

## Sector Analysis

— Invalidated Lap   ■ Personal Best   ■ Session Best   B Crossing the pit lane

Lap	D	Time	Sector 1	Sector 2	Sector 3	T.Spd	Elapsed	Lap	D	Time	Sector 1	Sector 2	Sector 3	T.Spd	Elapsed
17	2	<b>1:42.027</b>	35.105	<b>30.842</b>	<b>36.080</b>	272.5	35:25.544	5	1	1:56.146	39.464	36.050	40.632	257.0	9:51.779
18	2	1:42.691	35.303	31.141	36.247	273.9	37:08.235	6	1	1:57.392	39.751	36.325	41.316	255.8	11:49.171
19	2	1:42.662	35.100	30.949	36.613	273.9	38:50.897	7	1	2:06.782	39.752	39.447	47.583	256.4	13:55.953
20	2	1:42.660	35.221	30.930	36.509	275.9	40:33.557	8	1	2:14.166	46.660	38.972	48.534	184.9	16:10.119
							Lola B12/80								
<b>28</b>							1.Frederi FATIEN								
							G2/P2								
1	1	2:27.220	58.077	43.040	46.103		2:27.220	9	1	4:03.544	<b>B</b> 43.332	38.266	2:41.946	197.3	20:13.663
2	1	<b>2:12.383</b>	45.053	<b>42.021</b>	<b>45.309</b>	245.4	4:39.603	10	1	2:09.361	48.588	36.967	43.806	167.3	22:23.024
3	1	2:13.516	44.217	42.886	46.413	261.3	6:53.119	11	1	2:35.459	45.700	46.020	1:03.739	198.8	24:58.483
4	1	2:18.398	44.968	44.269	49.161	257.6	9:11.517	12	1	1:58.870	41.155	36.660	<b>41.055</b>	246.0	26:57.353
5	1	2:15.667	46.526	43.787	45.354	214.4	11:27.184	13	1	1:56.355	39.632	36.370	<b>40.353</b>	260.1	28:53.708
6	1	2:14.893	<b>43.458</b>	44.179	47.256	263.2	13:42.077	14	1	1:56.189	39.545	36.163	40.481	260.7	30:49.897
							Mosler MT900R								
<b>31</b>							1.Jeremy LOISEL								
							G1/GT2								
1	1	2:21.322	55.781	41.176	44.365		2:21.322	15	1	1:56.209	39.400	36.335	40.474	259.5	32:46.106
2	1	2:07.023	43.377	39.962	43.684	246.0	4:28.345	16	1	1:55.744	<b>39.189</b>	36.032	40.523	259.5	34:41.850
3	1	2:04.849	42.214	39.107	<b>43.528</b>	247.1	6:33.194	17	1	1:56.874	39.442	36.720	40.712	260.1	36:38.724
4	1	<b>2:04.259</b>	41.619	<b>39.101</b>	43.539	248.2	8:37.453	18	1	1:58.079	39.785	36.694	41.600	260.1	38:36.803
5	1	2:06.273	<b>41.571</b>	40.346	44.356	246.5	10:43.726	19	1	2:04.937	40.390	39.325	45.222	257.6	40:41.740
6	1	2:14.064	41.689	42.985	49.390	248.2	12:57.790								
7	1	2:23.013	52.440	43.794	46.779	164.0	15:20.803								
							Ligier JSP217								
<b>32</b>							1.Michae BIRCH								
							G2/P2								
1	1	2:01.150	48.045	34.654	38.451		2:01.150								
2	1	1:48.265	37.695	33.144	37.426	265.8	3:49.415								
3	1	1:47.753	37.233	33.158	37.362	267.1	5:37.168								
4	1	1:47.677	37.199	33.006	37.472	266.5	7:24.845								
5	1	1:48.157	37.211	32.941	38.005	266.5	9:13.002								
6	1	1:49.568	38.428	33.177	37.963	267.8	11:02.570								
7	1	1:50.231	37.444	33.362	39.425	267.8	12:52.801								
8	1	3:36.954	<b>B</b> 44.139	40.802	2:12.013	210.7	16:29.755								
9	1	2:04.891	46.156	37.356	41.379	166.0	18:34.646								
10	1	3:10.147	1:03.926	56.656	1:09.565	118.6	21:44.793								
11	1	3:05.514	1:05.788	59.990	59.736	109.2	24:50.307								
12	1	1:49.528	38.343	33.829	<b>37.356</b>	258.2	26:39.835								
13	1	<b>1:47.154</b>	<b>36.851</b>	<b>32.793</b>	37.510	268.4	28:26.989								
14	1	1:49.324	36.941	33.780	38.603	269.8	30:16.313								
15	1	1:47.745	37.493	32.878	37.374	268.4	32:04.058								
16	1	1:50.055	37.700	34.449	37.906	269.1	33:54.113								
17	1	1:49.245	37.925	33.667	37.653	270.4	35:43.358								
18	1	1:50.439	37.650	34.042	38.747	270.4	37:33.797								
19	1	1:49.937	37.757	33.816	38.364	269.8	39:23.734								
20	1	1:51.364	37.933	33.585	39.846	269.8	41:15.098								
							Ligier JS P3								
<b>33</b>							1.Ron MAYDON								
							2.Craig DAVIES								
							G2/P3								
1	2	2:02.328	48.528	34.826	38.974		2:02.328								
2	2	1:50.856	38.161	33.804	38.891	248.8	3:53.184								
3	2	1:50.676	38.614	33.308	38.754	251.1	5:43.860								
4	2	1:50.704	38.619	33.332	38.753	251.7	7:34.564								
5	2	<b>1:50.095</b>	<b>38.130</b>	<b>33.230</b>	<b>38.735</b>	250.5	9:24.659								
6	2	1:51.835	38.228	34.376	39.231	252.3	11:16.494								
							Aston Martin Vantage V12 GT3								
<b>34</b>							1.Kari MAKELA								
							G2/GT3								
1	1	2:14.203	54.155	38.574	41.474		2:14.203								
2	1	1:59.877	41.156	37.794	40.927	236.3	4:14.080								
3	1	1:58.930	40.699	37.193	41.038	258.2	6:13.010								
4	1	<b>1:56.988</b>	40.377	<b>36.128</b>	<b>40.483</b>	270.4	8:09.998								
5	1	1:58.175	40.677	36.565	40.933	271.8	10:08.173								
6	1	1:59.139	<b>40.279</b>	37.274	41.586	270.4	12:07.312								
7	1	2:41.216	40.495	47.752	1:12.969	269.8	14:48.528								
							Lucchini CN 09 BMW								
<b>35</b>							1.Ranieri RANDACCIO								
							Invitation								
1	1	2:07.491	49.779	36.588	41.124		2:07.491								
2	1	1:56.166	39.555	36.010	40.601	256.4	4:03.657								
3	1	<b>1:55.732</b>	39.449	<b>35.576</b>	40.707	256.4	5:59.389								
4	1	1:56.244	39.459	36.098	40.687	256.4	7:55.633								



## Master Endurance Legends Mugello Racing Weekend Race 1

### Sector Analysis

— Invalidated Lap    ■ Personal Best    ■ Session Best    **B** Crossing the pit lane

Lap	D	Time	Sector 1	Sector 2	Sector 3	T.Spd	Elapsed	Lap	D	Time	Sector 1	Sector 2	Sector 3	T.Spd	Elapsed
8	1	2:40.659	1:09.387	44.039	47.233	79.3	17:29.187								
9	1	3:43.728 <b>B</b>	46.589	42.318	2:14.821	178.8	21:12.915								
10	1	2:20.582	52.826	40.689	47.067	123.8	23:33.497								
11	1	2:10.072	46.291	41.259	42.522	187.1	25:43.569								
12	1	2:01.821	41.990	38.585	41.246	267.8	27:45.390								
13	1	2:01.820	41.464	38.003	42.353	269.1	29:47.210								
14	1	2:02.655	41.738	37.809	43.108	269.1	31:49.865								
15	1	2:02.364	41.842	38.389	42.133	267.8	33:52.229								
16	1	2:00.446	41.411	37.633	41.402	267.8	35:52.675								
17	1	2:01.952	41.690	38.065	42.197	269.8	37:54.627								
18	1	2:03.403	41.397	37.851	44.155	268.4	39:58.030								
19	1	2:05.900	42.862	40.414	42.624	226.5	42:03.930								

99

1. Jamie CONSTABLE

Zytek 04S  
G1/P1

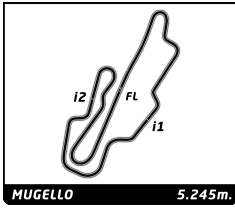
1	1	1:58.618	46.679	34.331	37.608		1:58.618
2	1	1:46.472	36.809	32.688	36.975	275.9	3:45.090
3	1	1:45.863	36.421	32.557	36.885	276.6	5:30.953
4	1	1:46.181	36.439	32.777	36.965	277.3	7:17.134
5	1	2:12.065 <b>B</b>	36.214	32.476	1:03.375	275.9	9:29.199
6	1	3:53.158 <b>B</b>	1:02.461	54.827	1:55.870	116.4	13:22.357

111

1. Filippo FRANCONI

Lucchini P3-96 Alfa Romeo  
Invitation

1	1	2:01.650	47.645	34.726	39.279		2:01.650
2	1	1:51.358	38.366	33.861	39.131	243.2	3:53.008
3	1	1:50.624	38.329	33.204	39.091	243.2	5:43.632
4	1	1:50.592	38.402	33.104	39.086	243.2	7:34.224
5	1	1:50.255	38.098	33.035	39.122	242.7	9:24.479
6	1	1:51.977	38.102	34.329	39.546	244.3	11:16.456
7	1	1:53.362	38.053	33.443	41.866	244.3	13:09.818
8	1	2:11.551	43.140	42.365	46.046	212.8	15:21.369
9	1	4:48.209 <b>B</b>	57.983	1:03.770	2:46.456	227.9	20:09.578
10	1	2:12.885	47.634	38.368	46.883	168.6	22:22.463
11	1	2:36.134	45.847	45.823	1:04.464	195.5	24:58.597
12	1	1:56.050	40.072	36.271	39.707	232.3	26:54.647
13	1	1:50.690	38.110	33.272	39.308	244.3	28:45.337
14	1	1:50.157	37.899	33.095	39.163	244.9	30:35.494
15	1	1:51.586	38.145	33.947	39.494	246.0	32:27.080
16	1	1:51.664	38.341	33.856	39.467	245.4	34:18.744
17	1	1:52.706	39.096	33.981	39.629	246.0	36:11.450
18	1	1:51.538	38.116	33.750	39.672	246.0	38:02.988
19	1	1:53.378	38.312	34.064	41.002	246.5	39:56.366
20	1	1:51.499	38.335	33.667	39.497	243.8	41:47.865


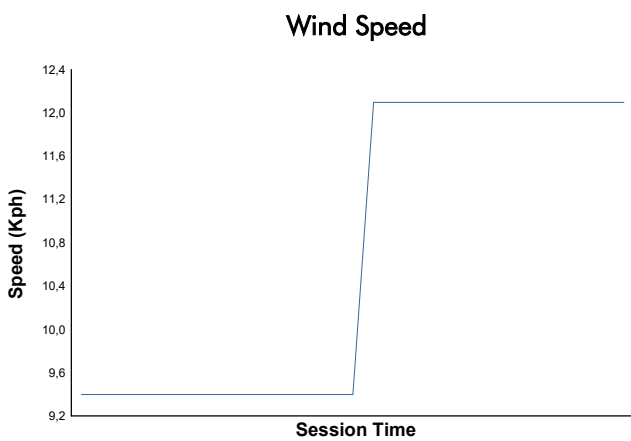
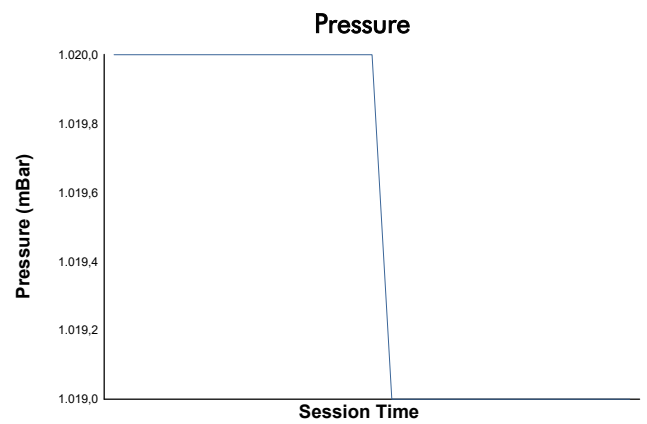
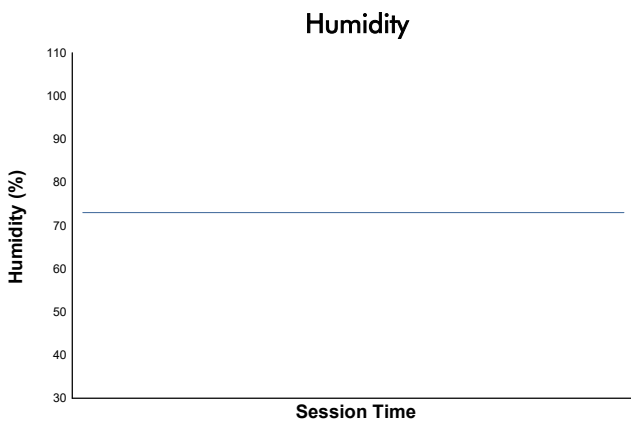
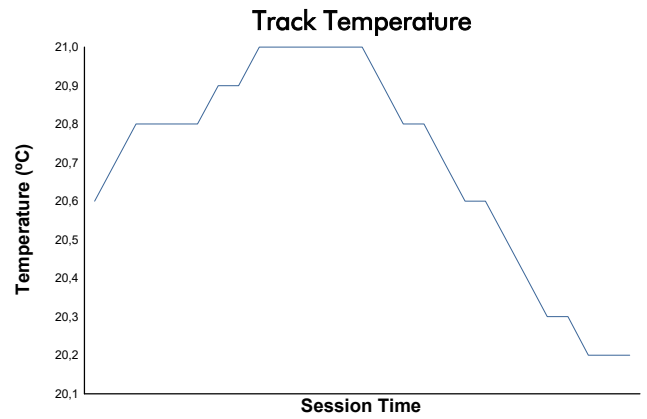
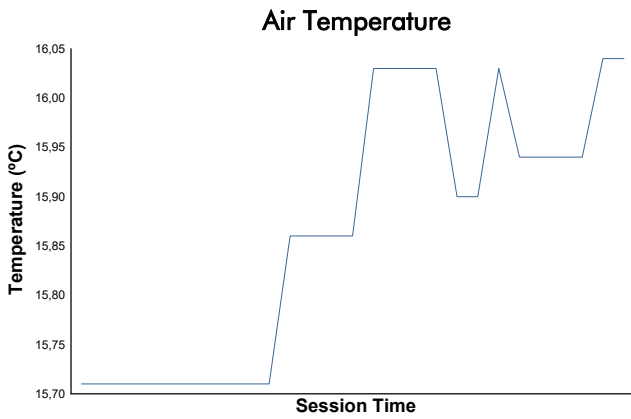


# Master Endurance Legends

## Mugello Racing Weekend

### Race 1

## Weather Report



Track Status: **DRY**